

# LIT FOUNDATION SPORTING CLAYS CLASSIC




## SAFETY RULES

1. **NO ALCOHOL** on the course.
2. **DO NOT SHOOT** on the course or the games if you have consumed alcohol.
3. You must obey **ALL** range officer command.

### REQUIRED SAFETY EQUIPMENT

Safety Glasses and Earplugs



### TREAT EVERY FIREARM AS IF IT WERE LOADED.

Careless handling can cause the firearm to fire.

### MAKE YOURSELF SAFE.

Wear Shatterproof eyeglasses & ear protection.

### TAKE CARE OF YOUR FIREARM.

Always keep the barrel clean & free of obstructions.

### WATCH YOUR MUZZLE.

Always keep the firearm pointed in a safe direction.

**NEVER USE THE WRONG AMMUNITION.**

Only use ammunition that exactly matches the gauge markings on your firearm.

**LOAD YOUR FIREARM SAFELY.**

Never load your firearm until you are in a location where it is safe to shoot.

**KNOW YOUR TARGET.**

Before you pull the trigger, make sure you can see the targets clearly.

**IF FIREARM FAILS TO FIRE**

Keep it pointed in a safe direction, then unload carefully.

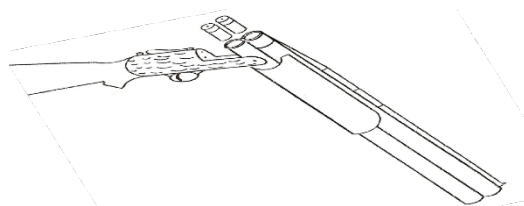
**IF FIREARM FIRES BUT REPORT OR RECOIL SEEMS WEAK**

Unload and then make sure the barrel is not obstructed.

## **RULES AT STATION**

1. Enter shooting station wearing mandatory eye and ear protection.
2. Load gun.
3. Call "PULL" or "BIRD" to throw target.
4. Shoot.
5. Repeat until all targets are thrown.

**\*ALWAYS KEEP GUN POINTED DOWN RANGE & UNLOAD YOUR FIREARM WHENEVER YOU ARE NOT SHOOTING.**



# KEEP YOUR GUNS UNLOADED & OPEN UNTIL YOU ARE IN THE SHOOTING STATION.

## SHOOTING TERMS

### 1. **Lead**

The distance you should shoot in front of target in order to intercept it. "Shoot where the bird will be, not where it is."

### 2. **Follow Through**

Keep the gun moving after the shot.

### 3. **Head Down**

Keep your cheek on the stock. This allows for a fixed eye to barrel sight plane. Necessary for repeated hits.

### 4. **Body Position**

Position body and feet for a "break point," then twist back to pick up bird's flight path.

### 5. **Scoring**

Dead or hit marked with "X" on score card. Lost or missed marked with "0" on score card.

### 6. **Lead**

The distance you should shoot in front of target in order to intercept it. "Shoot where the bird will be, not where it is."

### 7. **Follow Through**

Keep the gun moving after the shot.

### 8. **Head Down**

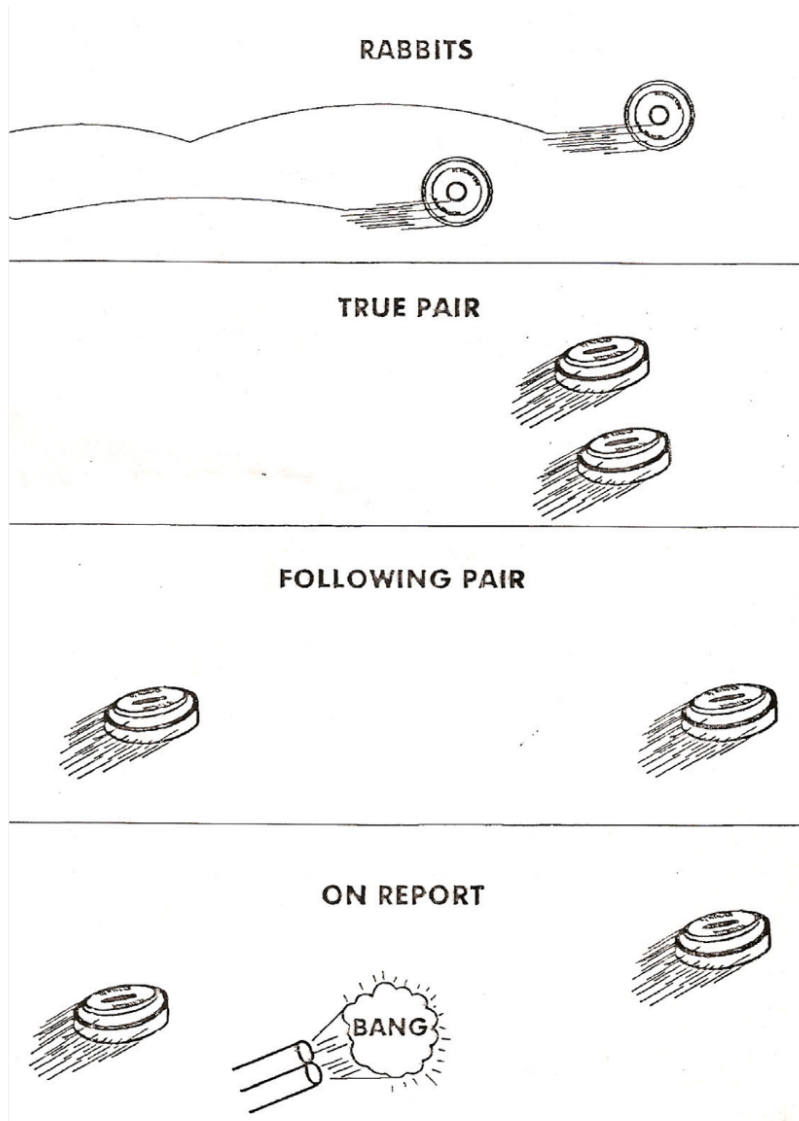
Keep your cheek on the stock. This allows for a fixed eye to barrel sight plane. Necessary for repeated hits.

### 9. **Body Position**

Position body and feet for a "break point," then twist back to pick up bird's flight path.

### 10. **Scoring**

Dead or hit marked with "X" on score card. Lost or missed marked with "0" on score card.



**PLEASE TURN IN YOUR SCORE  
CARD TO YOUR  
LAST SHOOTING  
STATION.**